

LIFE IS GETTING BETTER

Societal evolution and fit with human nature¹

Ruut Veenhoven

Social Indicators Research (2010) 97: 105-122

Special Issue on 'Dynamics of happiness across time and space' Hilke Brockman and Jan Delhey (Eds.) DOI : 10.1007/s11205-009-9556-0

Abstract

Human society has changed much over the last centuries and this process of 'modernization' has profoundly affected the lives of individuals; currently we live quite different lives from those forefathers lived only five generations ago. There is difference of opinion as to whether we live better now than before and consequently there is also disagreement as to whether we should continue modernizing or rather try to slow the process down.

Quality-of-life in a society can be measured by how long and happy its inhabitants live. Using these indicators I assess whether societal modernization has made life better or worse. Firstly I examine findings of present day survey research. I start with a cross-sectional analysis of 143 nations in the years 2000-2008 and find that people live longer and happier in today's most modern societies. Secondly I examine trends in modern nations over the last decade and find that happiness and longevity have increased in most cases. Thirdly I consider the long-term and review findings from historical anthropology, which show that we lived better in the early hunter-gatherer society than in the later agrarian society.

Together these data suggest that societal evolution has worked out differently for the quality of human life, first negatively, in the change from a hunter-gatherer existence to agriculture, and next positively, in the more recent transformation from an agrarian to an industrial society. We live now longer and happier than ever before.

1 INTRODUCTION

The human species has lived for most of its time in simple hunter-gatherer societies. Agrarian societies developed less than 5.000 years ago and it is only in the last 200 years that a 'modern' industrial society has come into being. Today this industrial society is rapidly transforming into a global information society.

Is this societal evolution a change for the better? There has always been much controversy over this question, and currently the dispute seems more intense than ever, possibly for the reason that we are more aware today that society is of our making and because social change is taking place at an ever increasing rate. One of the issues in this ongoing debate is the quality-of-life in modern society². Progress optimists believe that we live better now than earlier generations, while pessimists argue that life is getting worse.

The positive view

The idea that life is getting better draws on several achievements of modern society. One is the unprecedented rise in the material standard of living; the average citizen lives more comfortably now than kings did a few centuries ago. Another improvement that strikes the eye is that the chance of an untimely death is greatly reduced; ever fewer people die in accidents and epidemics and fewer are murdered. A number of social evils have been abated, such as poverty, inequality, ignorance and oppression. A recent statement of this view can be found in 'It's getting better all the time' by Moore and Simon (2000).

This notion of improvement is typically part of an evolutionary view, in which society is seen as a human tool that is gradually perfected. This idea developed during the period of Enlightenment in the 18th century and lives today. The idea that we can improve society by 'social engineering' is part of this belief and this journal of it forms the ideological basis of many major contemporary institutions, such as the welfare state and development aid organizations. This journal of 'Social Indicator Research' roots in that movement.

The idea that life is getting better breaks with the traditional religious view of earthly life as a phase of penance awaiting paradise in the afterlife. It is deemed possible to reduce suffering by creating a better world and societal development is seen to head in that way, be it with some ups and downs.

The negative view

The view that life is getting worse is typically fuelled by concern about contemporary social problems. One kind of problems is deviant behavior, such as criminality, drug use and school refusal. Another group of problems seen to reduce the quality of life is social conflicts, such as labor disputes, ethnic troubles and political terrorism. The decline of the influence of the church, the family and the local community are also seen to impoverish the quality of life of modern people, as are the rising divorce rates.

This notion of decay is often part of the idea of society drifting away from human nature, because society has changed a lot, while human nature has not. In this view society is not a piece of equipment, but rather an uncontrollable force that presses humans into a way of life that does not really fit them. The idea that life is getting worse fits a long tradition of social criticism and apocalyptic prophecies. In this view paradise is lost and is unlikely to be restored.

Dominance of the negative view

The negative view prevails in most discussions, both in social scientific discourse and in public opinion.

Themes in classic social theory Many renowned social theorists were typically not very positive about the quality-of-life in modern society. For instance, Karl Marx (1871) prophesied that the blind forces of capitalism would result in a process of 'Verelendung' (misery), the working class getting ever poorer and larger. In this line Braverman (1974) argued that mechanization and specialization have 'degraded' work in the 20th century.

Sociologist Emile Durkheim (1897) was also not very positive and observed growing moral disorientation, which he called 'anomie'. In his view, the modernization process disrupts the communal basis of morality, amongst other things because social control is reduced, and he provided evidence that this development had boosted suicide rates. Many later sociologists echo

this view. Appealing books written in this tradition include Riesman's (1950) "Lonely crowd", Ritzer's (1993) "The McDonaldization of society" and Putnam's (2000) "Bowling alone". Sociologists have become more negative about modern society over the last decade, an analysis of the Sociological Abstracts showed a doubling in the use of gloomy words between 1970 and 2000 (Elchardus, 2004: 507).

In psychology Freud provides an outspoken example of the theory that life is getting worse. In his 1923 book "Unbehagen in der Kultur" (Society and its Discontents) Freud asserts that any social organization requires the repression of instinctual urges, and that the development of modern society necessitates ever more repression of natural impulses. Hence he believed that societal civilization is antithetical to human happiness and that we are typically less happy than our primitive forefathers. Likewise, some evolutionary psychologists believe that natural selection cannot keep pace with societal development (e.g. Nesse, 2004:1343).

Focus in social reporting Social statistics deal with misery in the first place. There are statistics for accidents rates, suicide rates, depression rates, drug abuse, victimization and poverty, but few for enjoyment of life³. Moreover social reports tend to emphasize negative trends on these matters. This is at least the case in current western society; in the former communist countries social statistics were typically used to emphasize positive developments in an attempt to conceal a deteriorating quality-of-life.

Majority in public opinion Survey studies in modern nations show wide support for the idea that life was better in the 'good old days'. In the USA the majority agrees with the statement "In spite of what some people say, the lot of the average man is getting worse, not better". Support for this idea is growing, the percent affirmative answers rose from about 55% in the 1970s to 70% in the early 1990s. Curiously, this idea is not reflected in self-reports of an individual's own life, since most people feel that the quality of their personal life has improved (Hagerty, 2003).

Relevance of the issue

This discussion is not just some academic matter to be argued over in ivory towers; it has profound policy implications. If modernization makes society less livable, we should try to stop the process, or at least to slow it down. Conservatives have a strong point in this case and can convincingly argue for restorative policies. However, if modernization tends to improve the quality-of-life, we better go along, which would rather fit the liberal political agenda. In the latter case there is also ground to further modernization, which would support various reformist tendencies in advanced nations and justifies missionary activities such as 'development aid' for 'under-developed' nations.

2 MEASUREMENT OF QUALITY OF LIFE

How can we assess whether life gets better or worse? This first requires a clear definition of quality-of-life and next a feasible operationalisation of this concept.

2.1 Concepts of 'quality of life'

The term 'quality-of-life' serves as a catchword for different notions of the good life. It is used in fact to denote a bunch of *qualities* of life, which can be ordered on the basis of the following two distinctions.

A first distinction is between *opportunities* for a good life and the *outcomes* of life. This distinction is quite common in the field of public-health research. Pre-conditions for good health, such as adequate nutrition and professional care are seldom mixed up with the concept of health. A second difference is between *external* and *inner* qualities. In the first case the quality is in the environment, in the latter it is in the individual. This distinction is also quite common in public health. External pathogens are distinguished from inner afflictions. Combining of these two dichotomies yields a fourfold matrix, presented in [scheme 1](#).

In the upper half of the scheme, we see, next to the outer opportunities in one's environment, the inner capacities required to exploit these. The environmental conditions can be denoted by the term *livability*, the personal capacities with the word *life-ability*. This difference is not new. In sociology, the distinction between 'social capital' and 'psychological capital' is sometimes used in this context, and in the psychology of stress the difference is labeled negatively in terms of 'burden' and 'bearing power'.

The lower half of the scheme is about the quality of life with respect to its outcomes. These outcomes can be judged by their value for one's environment and by their value for oneself. The external worth of a life is denoted by the term *utility of life*. The inner valuation of a life is called *appreciation of life*. These matters are of course related. Knowing that one's life is useful will typically add to one's appreciation of life. Yet useful-lives are not always happy lives and not every 'good-for-nothing' is unhappy.

Livability of the environment

The left top quadrant denotes the meaning of good living conditions, which I call 'livability'. One could also speak of the 'habitability' of an environment, though that term is also used for the quality of housing in particular. Elsewhere I have explored the concept of livability in more detail (Veenhoven, 1996:7-9).

Ecologists see livability in the natural environment and describe it in terms of pollution, global warming and degradation of nature. Currently, they associate livability typically with environmental preservation. City planners see livability in the built environment and associate it with sewer systems, traffic jams and ghettos. Here the good life is seen to be the fruit of human intervention. In public health this all is referred to as a 'sane' environment.

Society is central in the sociological view. Firstly, livability is associated with the quality of society as a whole. Classic concepts of the 'good society' stress material welfare and social equality, sometimes equating the concept more or less with the welfare state. Current communitaristic notions emphasize close networks, strong norms and active voluntary associations. The reverse of this livability concept is 'social fragmentation'. Secondly, livability is seen in one's position in society. For a long time, the emphasis was on the 'under-class' but currently attention is shifting to the 'outer-class'. The corresponding antonyms are 'deprivation' and 'exclusion'.

Life-ability of the person

The right top quadrant denotes inner life-chances. That is: how well we are equipped to cope with the problems of life. I call this 'life-ability', which contrasts elegantly with 'livability'.

The most common depiction of this quality of life is an absence of functional defects. This is 'health' in the limited sense, sometimes referred to as 'negative health'. In this context, doctors focus on unimpaired functioning of the body, while psychologists stress the absence of mental defects. This use of words presupposes a 'normal' level of functioning. A good quality of life is seen to be the body and mind working as designed. This is the common meaning used in curative care.

Next to absence of disease, one can consider excellence of function. This is referred to as 'positive health' and associated with energy and resilience. Psychological concepts of positive mental health also involve autonomy, reality control, creativity and inner synergy of traits and strivings. This broader definition is the favorite of the training professions and is central to the 'positive psychology' movement.

Utility of life

The left bottom quadrant represents the notion that a good life must be good for something more than itself. I refer to these external turnouts as the 'utility' of life. When evaluating the external effects of a life, one can consider its functionality for the environment. In this context, doctors stress how essential a patient's life is to their intimates. At a higher level, quality of life is seen as a contribution to society. Historians see quality in the additions an individual can make to human culture, and rate for example the lives of great inventors higher than those of anonymous peasants. Moralists see quality in the preservation of the moral order, and would deem the life of a saint to be better than that of a sinner. In this vein, the quality of a life is also linked to effects on the ecosystem. Ecologists see more quality in a life lived in a 'sustainable' manner than in the life of a polluter.

Enjoyment of life

Finally, the bottom right quadrant represents the inner outcomes of life. That is the quality of life in the eye of the beholder. As we deal with conscious humans, this quality boils down to subjective appreciation of life. This is commonly referred to by terms such as 'subjective wellbeing', 'life-satisfaction' and 'happiness' in a limited sense of the word.

Humans are capable of evaluating their life in different ways. We have, in common with all higher animals, an ability to appraise our situation affectively. We feel good or bad about particular things and our mood level signals overall adaptation. As in animals these affective appraisals are automatic, but unlike other animals, humans can reflect on this experience. We have an idea of how we have felt over the last year, while a cat does not. Humans can also judge life cognitively by comparing life as it is with notions of how it should be.

Happiness can be defined as the degree to which a person evaluates the overall quality of his or her present life-as-a-whole positively. In other words, how much the person likes the life he/she leads⁴. This evaluation appears to draw on affective information in the first place, if people appraise how happy they *are*, they estimate how well they *feel* most of the time (Veenhoven, 2009a).

Analogous concepts in biology

In evolutionary biology, external living conditions are referred to as the 'biotope' or 'habitat'. A biotope can be a more or less suitable for a species, depending on e.g. availability of food, shelter and competition. This is analogous to what I call 'livability'. An organism's capability to survive in the environment is called 'fitness' by biologists. This latter term acknowledges the fact that the capabilities must meet (fit) environmental demand. This is equivalent to what I call 'life-ability'. With respect to outcomes of life biologists also distinguish between external and internal effects. External effects are various ecological functions, such as being prey for other creatures, and the continuation of the species. This is analogous to what I call the 'utility' of life. The outcome of life for the organism itself is depicted as 'survival', which is seen to result from the fit between capabilities and environment. This notion corresponds to what I call 'enjoyment of life'. Below I will argue that this is more than mere correspondence, because subjective enjoyment is also a signal of good adaptation. These biological concepts are summarized in [scheme 2](#).

2.2 Measuring quality of life

Quality of life in nations is usually measured using indexes that involve indicators from each of the quadrants in [scheme 1](#), for instance the Human Development Index (UNDP 1990) includes income per head (top left), education (top right) and life expectancy (bottom right). Yet this makes no sense and the schemes help us to see why not.

Comprehensive measurement not possible

Quality of life cannot be measured by totaling quadrants. There is no point in combining the qualities in the upper and the lower half of the scheme, since this involves the adding of chances and outcomes. Combining the qualities at the left and the right makes little sense either and in particular not in the case of life chances, where it is not the *sum* that matters, but rather the *fit* between external conditions and inner capacities.

Still another problem is that three of these four qualities cannot be measured very well. We can only make guesses about the features that constitute the livability of an environment and it is also quite difficult to establish what abilities are most required. Though it is clear that some necessities must be met, it is not so clear what is required on top of these, and in what quantities and in what mix. Measuring the utility of life is not really feasible either, since external effects are quite diverse and often difficult to assess. Due to this lack of sound scientific criteria, any measurements depend very much on assumption and ideology and hence there is little agreement how to measure these qualities of life.

Measuring happiness is less problematic however. Since happiness is an overall judgment of life, we cease to have the problem of trying to add and compare apples and oranges: as happiness a state of mind for an individual we can assess it rather easily by asking that person how happy he or she feels.

Most inclusive measure is how long and happy people live

In biology, 'survival' is assumed to result from the 'fit' between the abilities of the organism and environmental demands. This fit cannot be observed as such, but is typically inferred from

survival rates. If an organism perishes before its programmed lifetime, there is apparently something wrong with this chance constellation.

In this line we can also infer the life chances in a human society from the outcomes in happiness. If people live happily, their environment is apparently sufficiently livable and their abilities appropriate. This may not appeal to supporters of the theory that happiness is a culturally constructed illusion⁵, but it fits well with the view that happiness is a biological signal of how well we thrive⁶.

In simple animals, good adaptation reflects only in survival, in higher animals, good adaptation also reflects in hedonic experience. Negative affect is indicative of poor adaptation and tends to inhibit the organism, while positive affect is indicative of good adaptation and works as a 'go' signal (Frederickson, 1998; Nesse, 2004). So, an animal that does not feel good is probably not doing well.

This inner experience is no great issue in biology, because we cannot assess how animals feel. Still there is ground to see hedonic experience as an additional manifestation of good adaptation and in this vein one could argue that an animal that feels well most of its lifetime seems to be better adapted than an animal that lives equally long but feels less well. Humans are capable of reflecting on their experiences, and can condense positive and negative affects into an overall appraisal of happiness. They are also capable of communicating that appraisal to investigators. Hence in the case of humans we can use the additional sign of good adaptation and assess how long *and* happy they live.

The degree to which people live long and happy is denoted in the right bottom quadrant in **scheme 1** and is the most inclusive measure of outcomes of life for the individual. It is also indicative for the qualities denoted by the two top quadrants. If people live long and happy, their environment is apparently livable and their life-abilities must be adequate. So, this measure covers in fact three of the four quadrants and is therefore the most comprehensive measure of quality-of-life available. I have underpinned this position in more detail elsewhere and distinguished this measure of 'apparent' quality-of-life from current counts of 'presumed' blessing (Veenhoven, 1996, 2000a).

2.3 Measure of happy life years

The degree to which people live long and happy in a society can be measured by combining two sources of information: average longevity in the country and average happiness.

Measurement of longevity in nations

How long people live in a country can be assessed using civil registration and by assessing the average number of years between birth and death. This will give an adequate measure for past generations, but not for those still alive. Hence, a next step is to estimate how long the living remains alive and these estimates can be generalized to give a general population average. This estimate is called 'life expectancy' and is commonly used in world health statistics. Data is available for almost all countries in the world and yearly updates are published in the Human Development Reports (UNDP 2008).

Measurement of happiness in nations

Happiness was defined as subjective enjoyment of one's life as a whole. Since that is something people have in mind, it can be measured using questioning. A common survey question is:

Taking all together, how satisfied or dissatisfied are you currently with your life as a whole?

1	2	3	4	5	6	7	8	9	10
Dissatisfied									Satisfied

Since the 1970's, such questions have been included in many surveys worldwide and there is now a growing body of data on happiness in nations. Presently there are comparable surveys in 143 nations. The data have been brought together in the 'World Database of Happiness', collection of 'Happiness in Nations' (Veenhoven, 2009).

There are many qualms about such simple self-reports of happiness, in particular about their validity and about comparability across nations. Elsewhere I have considered the objections and inspected the empirical evidence for claims about bias (Veenhoven, 1993, 1997). I found no proof for any of the objections, so I assume that happiness can be measured in this way. Others have come to the same conclusion (Diener, 1994, Saris 1998). Suffice to note that cross-national differences in happiness correspond in the predicted way with national rates of depression (VanHemert, 2002), and suicide (Heliwell, 2007).

Combination with longevity

How long and happy people live in a country can be measured by combining information about length of life, drawn from civil registrations of births and deaths, with data on average appreciation of life as assessed in surveys. The following simple formula can be applied:

Happy-Life-Years = Life-expectancy at birth x 0-1 happiness

Suppose that life expectancy in a country is 60 years, and that the average score on a 0 to 10-step happiness scale is 5. Converted to a 0-1 scale, the happiness score is then 0,5. The product of 60 and 0,5 is 30. So the number of happy life years is 30 in that country. If life expectancy is also 60 years but average happiness 8, the number of happy life years is 48 (60 x 0,8).

Theoretically, this indicator has a broad variation. The number of Happy Life Years is zero if nobody can live in the country, and will be endless if society is ideal or its inhabitants immortal. The practical range is between about 10 and 70 years. Presently at least, life expectancy at birth in nations varies between 40 and 80 years, while average happiness varies between 0,3 and 0,8. The number of Happy-Life-Years (HLY) will always be lower than standard life expectancy. It can equal real length of life only if everybody is perfectly happy in a country (score 1 on scale 0 to 1).

A high HLY means that citizens live both long and happily; a low HLY implies that the life of the average citizen is short and miserable. Medium HLY values can mean three things: 1) both moderate length-of-life and moderate appreciation-of-life, 2) long but unhappy life, and 3) short but happy life. I treat these intermediate outcomes as equal, but one can of course prefer one to the other.

I have described this indicator in more detail elsewhere (Veenhoven, 1996, 2000a, 2005a). It scored highest in a scholarly review of social indicators (Hagerty et. al. 2001).

3 QUALITY OF LIFE IN MODERN SOCIETY

Using this indicator, we can now answer the question whether life is getting better or worse in modern society. For this purpose I will first compare the quality-of-life in more and less modern nations in the early 2000s. Next consider the available data on trends over the last decades.

3.1 Difference between more and less modern nations

The present day world counts about 180 nation states and for 143 of these we know how long and how happy its citizens lived in the period 2000-2008 (Veenhoven, 2009b). These cases cover about 90% of the world's population.

The level of modernity or 'development' of these nations can be measured in different ways; since there are different views on the essence of modernity, there are also different indicators of the matter. Some focus on the mode of production and measure modernity by the ratio of agrarian and industrial production, whereas others see mental development as the core and measure modernity using the average level of education. There are also several multi dimensional indicators of modernity, such as the Human Development Index mentioned above and the Index of Social Progress (Estes 1984). All these measures appear to be highly correlated with buying power per head (UNPD 2008), and since this measure is available for all the nations I use it in this analysis.

In the scattergram of [scheme 3](#), the number of happy life years is plotted vertically and income per head horizontally. One can easily see that there is a strong correlation, HLY being systematically higher in rich nations than in poor ones. The correlation is +.85. Other indicators of modernity yield similar results. HLY is also positively correlated with industrialization ($r = +.44$), education ($r = +.73$), urbanization ($r = +.74$), and also with individualization ($r = +.74$). The correlations are strong and leave no doubt that people live longer and happier in the most modern societies. This point is elaborated in more detail elsewhere (Bernheim & Heylighen, 2000, Diener & Diener, 1996).

The pattern is similar if we consider happiness and longevity separately. The correlation of modernity, as measured by income per head, with average happiness is +.78 and the correlation with life-expectancy +.67. These effects are largely independent; controlling for life expectancy, the partial correlation of modernity with happiness is still +.60. Controlling for happiness, the partial correlation of modernity with life-expectancy is much less, but still +.23. This independence of the effects is another justification for the use of this combined measure of happy life years.

3.2 Trend of Happy Life Years in modern nations over the last decades

The differences observed in the cross-sectional analysis above could be due to intervening variables, for example they may be due to the fact that modern nations are mainly found in moderate climate zones or to variation in genetic endowment. Such distortions can be controlled for if we compare over time within separate nations. If life is getting better, this must also manifest in a positive trend.

Assessment of the development in HLY in nations requires trend data on happiness and life expectancy. In the case of life expectancy this is no problem, since considerable time series

are available for many nations. Time series on happiness are less abundant however. Series of thirty years or longer and based on identical survey questions are available for only 11 nations and these are all highly developed ones. These nations are: the USA since 1945, Japan since 1958 and for the first nine member states of the European Union since 1973⁷. Trend lines are presented in [Scheme 4](#) and reveal a spectacular rise in happy life years in the modern world. Over the last 35 years, Americans came to live 6,5 more happy years, the Japanese 5 and West-Europeans 4,6 more happy life years.

In Japan and the USA, his rise in HLY is largely due to rising longevity, the level of happiness having remained about the same⁸. In the EU nations, the rise is also produced by an increase in average happiness. A look at trends in other countries of the world shows an almost universal rise of longevity over these years (WHO, 2008), which is in most countries paralleled by a rise in average happiness (Veenhoven, 2009).

This upward trend is not the result of the happy getting happier, but rather the result of a reduction in the number of very unhappy persons in the population. This manifests in a lowering of the standard deviations in all nations, also in the ones where the average remained at the same level (Veenhoven, 2005b). Likewise, the gains in longevity are greater at the bottom of the distribution than at the top. So the rise in degree of quality-of-life went together with a reduction of inequality in quality of life.

All this shows that life is getting better rather than worse, at least in the most modern nations of today.

Temporary drops

This is not to say that life has got better in all countries during the last decades. Happiness and longevity dramatically plunged in the former communist countries in the 1990s, in particular in Russia (Veenhoven, 2001), probably in response to the sudden transformations in these societies. The latest data suggest that the post-communist nadir is passed (Baltatescu, 2006). We see this also in the case of Russia in [Scheme 4](#).

One must also realize that the effects of economic development are less smooth than suggested in [scheme 3](#). In some cases at least, early industrialization was accompanied by a shortening of life and even by a reduction in average body size (Komlos 1998). The wide variation in the left half of [scheme 3](#) can be interpreted as an indication that similar things are happening in today's developing nations. Further it is beyond doubt that progress causes the 'pain of incomprehension' during periods of transition (Hays, 1994).

3.3 Quality-of-Live over Human History

The above evidence concerns contemporary societies and does not rule out that quality-of-life has been better in earlier times. All the cases considered are modern to some extent. Hence these data cannot settle the question of whether we would have lived better in an ancient society.

One way to check this would be to look at the quality-of-life in present day 'primitive' societies. Yet there are few such societies today and the few that remain are to be found in poor ecological conditions, impinged on by 'modern' society to their detriment. Moreover, the last century's anthropological research does not give us a clear picture of the quality-of-life in the primitive societies that were surveyed. There are accounts of positive features in such societies,

such as Mead's (1953) description of relaxed sexual practices in Samoa, but there is also evidence of rampant evils, such as violence and superstition (Edgerton, 1992). Anthropologists have never attempted to assess happiness, possibly because of their belief in cultural relativism (Thin, 2008). Recently psychologists Biswas-Diener et. al. (2005) did better in study on happiness among the Inughuit, the Amesh and the Maasai, in which they found the herding Maasai to be about as happy as people in modern western societies, while the agricultural Amesh appeared to be much less happy.

More important clues can be found in historical anthropology and in particular in work by Maryanski and Turner (1992) and Sanderson (1995). This literature departs from the insight that the human species developed in the context of hunter-gatherer bands and that this type of social organization prevailed for most of the 50.000 years that *Homo sapiens* has existed. More complex kinds of societies seem to have developed only fairly recently in human history, first horticultural societies, then agrarian societies and finally our present day industrial society, which is rapidly becoming post-industrial in the west (Lenski et. al. 1995, chapter 1). There are good indications that these types of societies were not equally livable, and in particular that the agrarian phase marked a historic dip in human quality-of-life.

Less free in agrarian society

One indication is that the development of freedom seems to have followed a U- curve over human history. Hunter-gatherer societies can impose few constraints on their members, since dissenters can support themselves for a while and join other bands. Accumulation of wealth and power is difficult in these conditions and hence this kind of society tends to be free and egalitarian.

This changes profoundly in an agrarian society, where survival requires control of the land and people became more dependent on their family and vulnerable to exploitation by a warrior caste. According to Maryanski and Turner (1992) this drove mankind into the 'social cage' of collectivistic society. In their view, such strong social bonds are less required in the context of industrial existence, among other things because the ongoing division of labor involves a shift of dependencies to anonymous institutions such as the state. Durkheim (1897) described that latter phenomenon as the change from 'mechanic solidarity' to 'organic solidarity'.

This theory fits the above observation that people live happier in the most modern societies of this time and in particular it fits the observed relation between happiness and freedom in nations (Veenhoven, 1999). It also provides an explanation for the ongoing migration from the land to cities.

Less healthy in agrarian society

Another sign of the low quality-of-life in agrarian society can be found in anthropometric indicators of health. The average health of past generations can to some extent be reconstructed from human remains. On the basis of excavated bones and teeth we can estimate how long people have lived and to some degree how healthy they were when they lived.

Research along these lines suggests that people lived about equally long in early hunter-gatherer societies and later agrarian societies, but that they lived more healthily in the former than in the latter. Hunter-gatherers appear to have been better-nourished and less disease ridden than historical agrarian populations and they seem to have been less burdened with work. Much of the literature on this subject is reviewed in Sanderson (1995: 340-3). Apparently, the obvious advantages of a sedentary pastoral life are counter balanced in some way, amongst other things probably by increased exposure to disease and to social stress. Present day industrial societies

score better on anthropometric indicators than both of the other types do. We live longer and healthier than ever and also grow taller than our forefathers ever did.

Such historical data cover health and longevity and can be combined in an index of healthy life years that concurs with the measure of 'Disability Adjusted Life Years' that is currently used by the World Health Organization (WHO 2004). This resembles the 'Happy Life Years' I used in the above analysis of contemporary nations, but it is not quite the same. Since survey research is a recent invention we will probably never know how happy people were in the past. Hence we must make do with the available data on health and longevity. Still, these matters appear to be strongly correlated with happiness⁹ and both can be seen as manifestations of human thriving.

If we consider the data on longevity it is also easy to see that our forefathers cannot have lived as many happy years as we do now. The average length of life was about 45, both in a hunter-gatherer society and in an agrarian society. This means that the HLY could not be higher than 45, even if everybody was perfectly happy. This is clearly below the level in present day modern nations, where HLY varies between 50 and 60 (cf. [scheme 3](#)).

3.4 Long term pattern

Together these data suggest that societal evolution has worked out differently on the quality of human life, first negatively in the change from hunter-gatherer existence to agriculture and next positively in the recent transformation from an agrarian to an industrial society. This pattern is depicted graphically in [scheme 5](#).

It is not unlikely that the upward trend will continue in the future, both happiness and longevity are likely to rise. Currently average happiness ranges between 3,2 (Tanzania) and 8.5 (Iceland). This means that there is still much to win. There is no reason to assume that Tanzania cannot reach the level of Iceland. The maximally possible average may be close to 9. An average of 10 in a nation is clearly not possible, not only because human life involves inevitable suffering but also because no society can serve everybody's needs equally well.

It is also quite likely that longevity will continue to rise. The underdeveloped nations are catching up at an unprecedented rate, and there is reason to expect that longevity will further extend in the developed world, among other things as the result of medical technology. There is speculation that the average life might be extended to 100 years or more (Manton, 1991, Vaupel & Lundström, 1993). For the time being at least, gains in length of life have not come at the cost of quality of life. Elderly people are slightly happier than the middle-aged. The dotted trend line at the right side of [scheme 5](#) depicts these projections.

4 DISCUSSION

These findings raise several questions: one is about compatibility with claims to the contrary and in particular with reports of alarming rises in rates of depression in modern society. A second question is what are the mechanisms behind the recent rise in the quality of human life and the third is to ask why progress pessimism still prevails in the social sciences.

4.1 No 'loss of happiness in market democracies'?

The results of this study directly contradict those of Robert Lane (2000). In his much-cited book 'The loss of happiness in advanced market democracies' Lane presents evidence of declining happiness using similar survey data. How does he come to such a different conclusion? The first answer is that Lane considers only the case of the USA. As shown in [scheme 5](#), happiness has remained at the same level in this country, while it has risen in several other western nations. Secondly, Lane presents data for an era when happiness declined slightly in the USA, i.e. the years 1972-1994. When we consider all the available data for the USA (1946-2002), we see no decline. Thirdly, Lane only considers the trend for 'very happy' responses and thus fails to acknowledge that the percentage of 'unhappy' responses has declined. Ott (2001) has discussed these flaws in more detail. Lastly, Lane does not acknowledge that Americans live longer now and that this is a blessing given their high level of happiness. In his eagerness to promote 'the medicine of more companionship', Lane has overstated the disease.

4.2 No contradiction with rising rates of depression?

Mental illness is no exception in modern societies, about 16% of the US citizens have experienced episodes of serious depression and every year depression interferes with effective functioning of some 6% of them for two weeks or more (Kessler. et. al. 2003). There are signs of increasing rates of depression, especially among youth and there is talk about a depression epidemic (Seligman 1990: 10). How does this fit with a rising number of happy life years?

The first thing to note is that depression is strongly correlated with happiness. Depressed individuals are clearly less happy and there is a strong correlation between rates of depression and average happiness in nations (VanHemert, 2002). A second point to keep in mind is that depression is temporary in most cases, and good times can balance the bad times. Thirdly, we are not sure that the rate of depression has risen. There is an increase in the numbers for people diagnosed as being depressed, but this may be due to better recognition by professionals of the signs of depression and by better treatments being available to treat depression. It is possible that depression is less well recognized in under developed nations, not only because the people are less aware of the syndrome, but also because bad feelings can be more easily attributed to bad conditions. However it is also possible that in modern societies people are more aware of how they feel, because they have more choice and use how they feel more to help them to assess what they want. If there is a real rise in rates of depression in modern society, that can still co-exist with a rise in average happiness. Modernization can be to the advantage of a majority, but can come at the expense of a minority who are pushed into depression; no society can suit the needs of all equally well. If this has happened at all, it has not resulted in a split between happy and unhappy, since the dispersion of happiness is lessening in modern societies (Veenhoven, 2005b).

4.3 Why is life getting better?

The observed growth of years lived happily and healthily can be attributed to several factors. One is obviously that several common evils of the past have been overcome in modern societies or at least much abated. For instance, few in the West die of hunger anymore and the chance of being killed is greatly reduced. A second factor is the increased freedom in modern individualized society. The social system allows us more opportunity to choose and we have also become more

capable of making choices which, taken together, has increased our chance that we will live a life that fits our individual needs (Veenhoven, 1999). This links up with a third explanation, which is that modern society provides a challenging environment that fits an innate human need for self-actualization. In this view, the human species evolved in rather tough conditions and therefore typically thrives in modern society with its complexities, competition and choices¹⁰. Probably, increased self-understanding has also contributed to the quality-of-life of modern man. Lastly, a more 'critical' explanation could be that the modern nations successfully exploit the rest of the world. There may be some truth in this contention, but life is also getting better in most non-western nations. Most of the poor countries became less poor over the last decade and life expectancy is also rising in most countries (UNDP 2002, 2004).

4.4 Why then do we still believe that life is getting worse?

This leaves us with the question of why so many people think that our quality of life is decreasing and, in particular, why this belief is so strong among trained society watchers.

One answer to this question is that we tend to overestimate present problems; yesterday's problems are not only less vivid in our minds, but we also know that we survived them. This may link up with an innate tendency to be alert to signs of danger. This perceptual bias is enhanced by the professional interest of journalists and social scientists who earn their living dealing with social problems and for that reason tend to emphasize evil. These tendencies seem to veil our awareness of actual improvements in the quality of the life we live. Possibly this works as a self-denying prophecy; the overstatement of problems results in timely solutions.

5 CONCLUSION

Societal evolution has not always improved the quality of life. The change from hunter-gatherer bands to agrarian society seems to have involved deterioration, but the later transition to modern industrial society brought a change for the better. We now live longer and are healthier than ever before and we are probably also happier. There are good reasons to believe that this trend will continue in the near future.

NOTES

- ¹ Earlier versions of this paper have been published in: Yew-Kwang Ng & Lok Sang Ho (Eds.) 'Happiness and Public Policy, Theory, Case studies and Implications' Palgrave-Macmillan, New York, 2006, pp.19-44 and in the European Psychologist, 2005, 10: 330-343
- ² The quality of individual life in society is only one of the themes in a wider debate about the quality of society and in fact a rather recent theme. Most of the discourse about societal development is about power, contribution to human civilization and moral value. This difference between quality in and of society is elaborated in Veenhoven (2009d)
- ³ Of the 34 social indicators mentioned by the OECD (2006) 15 denote negative matters, such as 'suicide' and 'prisoners'. Most of the other indicators have a neutral connotation (e.g. health expenditures)
- ⁴ I have elaborated this definition in more detail elsewhere (Veenhoven, 1984, chapter 2)
- ⁵ Elsewhere I have discussed this theory and shown that it is wrong (Veenhoven, 1991, 1995, 2010)
- ⁶ This signal theory of happiness fits well with the findings of long-term follow-up studies that happiness predicts longevity (e.g. Danner 2001)
- ⁷ These data are available in the data file 'Trends in Nations' which forms part of the World Database of Happiness (Veenhoven, 2009).
- ⁸ The data presented in de World Database of Happiness show no consistent increase in average Happiness in Japan and the USA. Still there claims that Happiness has actually gone up in these nations (Stevenson & Wolfers, 2008)
- ⁹ See note 6
- ¹⁰ In this line I have explained why people do not thrive better in welfare states (Veenhoven, 2000b)

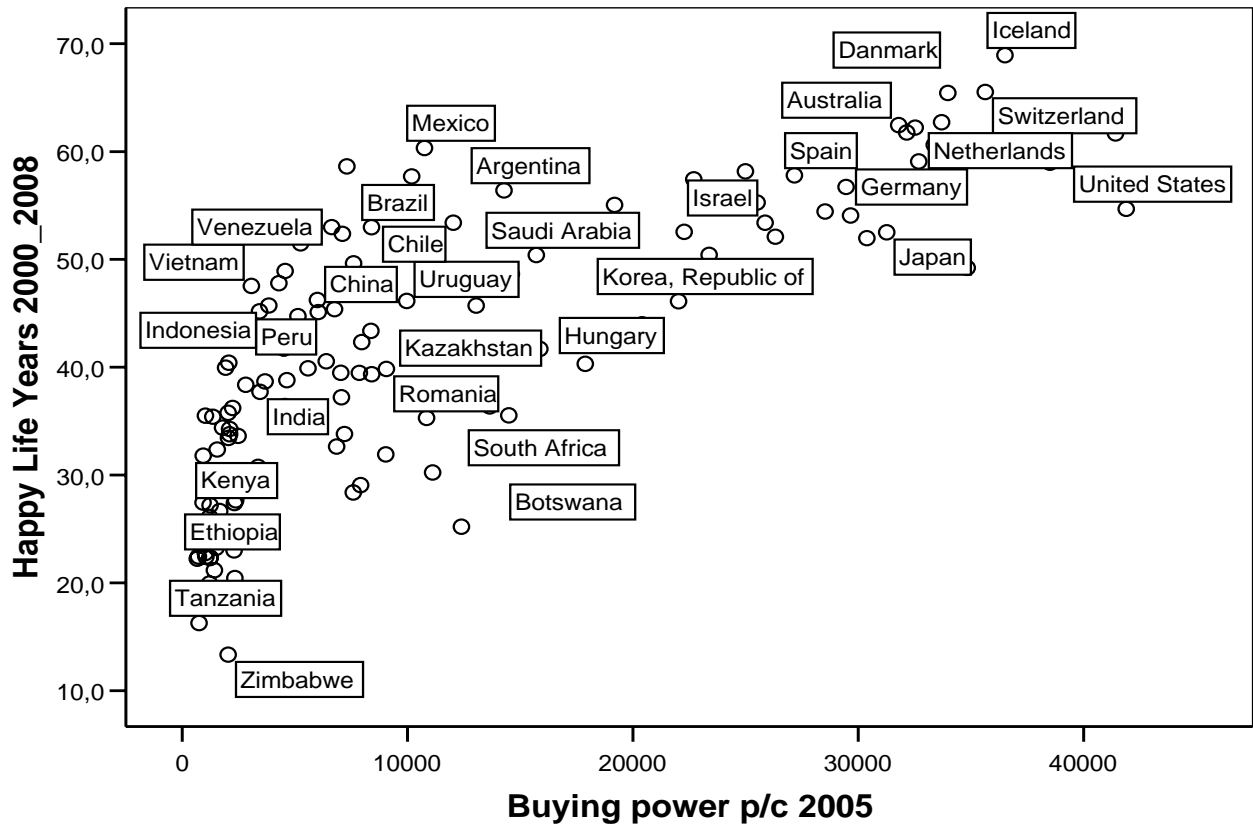
Scheme 1
Four qualities of life

	<i>Outer qualities</i>	<i>Inner qualities</i>
<i>Life chances</i>	Livability of environment	Life-ability of the person
<i>Life results</i>	Utility of life	Enjoyment of life

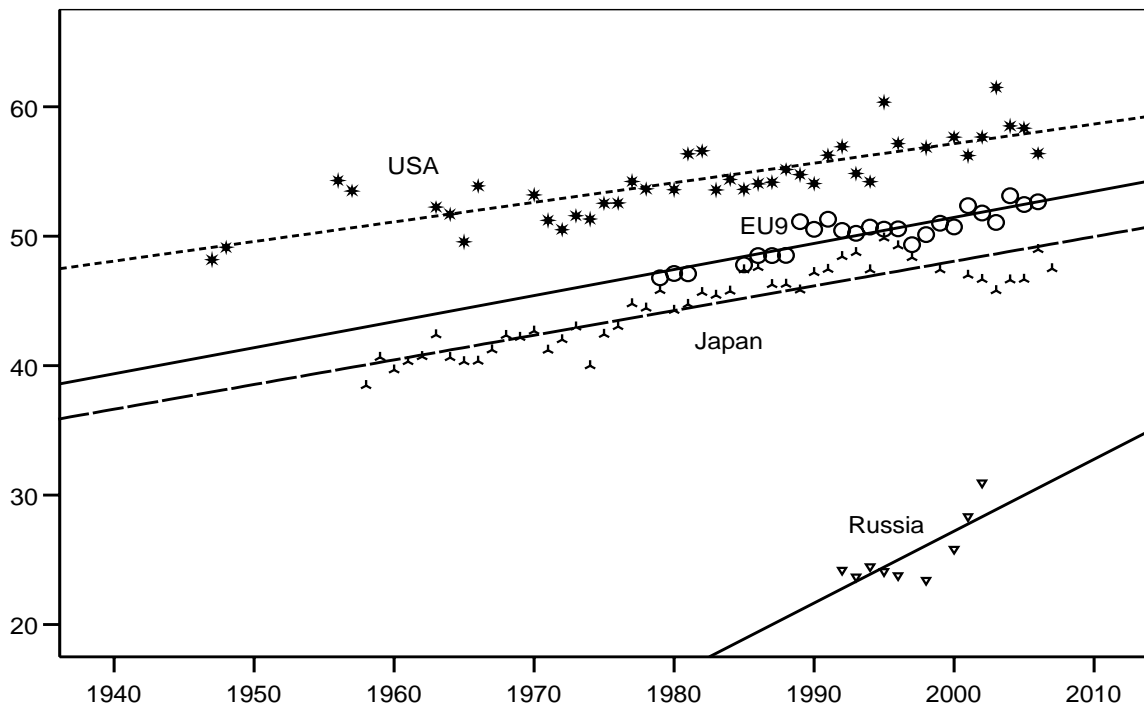
Scheme 2
Comparable concepts in biology

	<i>Outer quality</i>	<i>Inner quality</i>
<i>Life chances</i>	Biotope	Fitness
<i>Life results</i>	Continuation of species Ecological functions	Survival

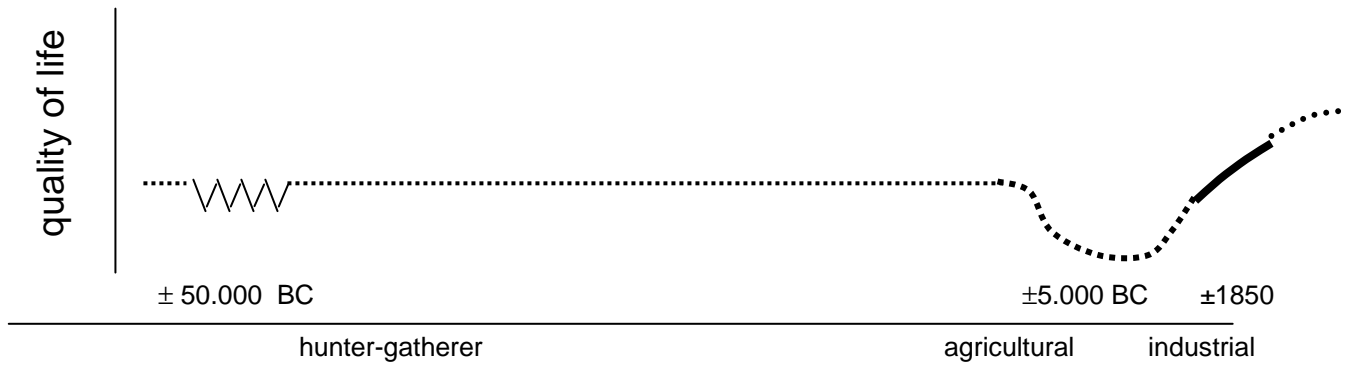
Scheme 3
Happy Life Years and income p/c in 143 nations 2000-2008



Scheme 4 Trend Happy Life Years in the EU-9, Japan, Russia and the USA



Scheme 5
Long-term trend in quality of life



REFERENCES

Baltatescu, S. M. (2006).

Transition is over, Wait to see the benefits: A comparative evaluation of the effects of post-communist transition on life satisfaction.

Paper presented at Conference 'The End of Transition?', Budapest

Biswas-Diener, R. Vitterso, J. and Diener, E. (2005)

Most people are pretty happy, but there is cultural variation: the Inughuit, the Amish and the Maasai,

Journal of Happiness Studies 6: 205-226

Braverman, H. (1974).

Labor and monopoly capital: The degradation of work in the 20th century.

New York: Monthly Review Press

Danner, D. D., Snowdon, D. A. and Friesen, W. V. (2001).

Positive emotions in early life and longevity Findings from the nun study.

Journal of Personality and Social Psychology, 80, 804 – 813

Diener, E. (1994).

Assessing subjective wellbeing: progress and opportunities.

Social Indicators Research, 1994, 31, 103 – 157

Diener, E. & Diener C. (1996)

Most people are happy.

Psychological Science, 1996, 7, 181 -185

Durkheim, E. (1897)

Le suicide : étude de sociologie.

Paris: Alcan

Easterbrook, G. (2003)

The progress paradox: How life gets better while people feel worse.

New York: Random House

Edgerton, R.B. (1992)

Sick societies; challenging the myth of primitive harmony.

New York: The Free Press

Elchardus, M. (2004)

Sociologie in de onbehaaglijke samenleving (Sociology in uncomfortable society).

Sociologische Gids, 51, 507 - 515

- Estes, R.J. (1984)
The social progress of nations.
New York: Praeger
- Fisher, C. (1973).
Urban malaise.
Social Forces, 52, 222 - 235
- Frederickson, B. L. (1998)
What good are positive emotions?
Review of General Psychology, 2, 300 - 319
- Freud, S (1930)
Das Unbehagen in der Kultur. Abriss der Psychoanalyse. (Frankfurt am Main: Fischer)
Translated as 'Civilization and its discontents' (1961).
New York:Norton
- Hagerty, M. R., Cummins, R. A., Ferris, A. L., Land, K., Michalos, A. C., Peterson, M., Sirgy, J. Sharp, A. & Vogel, J. (2001).
Quality of Life Indexes for National Policy: Review and Agenda for Research.
Social Indicators Research, 5, 1 - 96
- Hagerty, M. R. (2003).
Was life better in the 'good old days'? Inter temporal judgement of life-satisfaction.
Journal of Happiness Studies, 4, 115 - 139
- Hays, D. G. (1994).
On the painfulness of progress.
Cross-Cultural Research, 28, 322 - 326
- Helliwell, J. F. (2007).
Well-Being and Social Capital: Does Suicide Pose a Puzzle?
Social Indicators Research, 2007, 81, 455 - 496
- Heylighen, F. & Bernheim, J. (2000)
Global progress I; Empirical evidence for ongoing increase in quality of life.
Journal of Happiness Studies, 1, 293-321
- Komlos, J. (1998)
Shrinking in a growing economy? The mystery of physical stature during the industrial revolution.
The Journal of Economic History, 58, 779 - 802
- Lane, R. (2000)
The loss of happiness in market democracies.
New Haven, NJ: Yale University Press

- Lenski, G., Nolan, P. and Lenski, J. (1995)
Human societies; an introduction into macro sociology.
New York: McGraw-Hill
- Manton, K. G., Stallard, E. and Tolley, H. D. (1991).
Limits to human life expectancy: Evidence prospects, and implications.
Population and Development Review, 17, 603-637
- Maryanski, A. & Turner, J. H. (1992).
The social cage, human nature and the evolution of society.
Stanford, CA: Stanford University Press
- Marx, K (1871).
Das Kapital. Collected works. (Berlin: Akademie Verlag) Translated as 'Capital: a critique of political economy'
London: Lawrence & Wishart
- Mead, M. (1953).
Coming to age in Samoa: a psychological study of primitive youth for Western civilization.
New York: Modern Library
- Moore, S. & Simon, J. L. (2000).
It's getting better all the time. Greatest trends of the last 100 years.
Washington: Cato Institute
- Nesse, R.M. (2004).
Natural selection and the elusiveness of happiness. Philosophical Transactions of the Royal Society,
Biological Sciences, 359, 1333 -1347
- OECD (2006).
Society at Glance: OECD Social Indicators- 2006 edition.
Paris: Organization for Economic Cooperation and Development
- Ott, J. C. (2001).
Did the market depress happiness in the US?.
Journal of Happiness Studies, 2, 433 - 443
- Putnam, R. D. (2000).
Bowling alone: the collapse and revival of American community.
New York: Simon & Schuster

- Riesman, D. (1950).
Lonely crowd: a study of the changing American character.
New Haven: Yale University Press
- Ritzer, G. (1993).
The McDonaldization of society.
Thousand Oaks, CA: Pine Forge Press
- Sanderson, S.K. (1995).
Social transformations.
Oxford: Blackwell UK
- Saris, W., Scherpenzeel, A. C. and VanWijk, T. (1998).
Validity and Reliability of Subjective Social Indicators.
Social Indicators Research, 1998, 45, 173 - 199
- Seligman, M.E. (1990).
Learned optimism.
New York: Pocket Books
- Schwartz, B. (2004).
The paradox of choice: Why more is less.
New York: Harper Collins
- Stam, J. and Veenhoven R. (Eds).
Quality of life & Happiness of people in Japan and The Netherlands.
Amsterdam: NIOD Encounters Series Volume I, KIT Publishers
- Stevenson, B. and Wolfers, J. (2008).
Economic Growth and Happiness: Reassessing the Easterlin Paradox.
Brookings Papers on Economic Activity, 1-87
- Thin, N. (2008).
Realizing the substance of their happiness: How anthropology forgot about HOMO GAUISUS. (In: Corsin Jimenez, A. (Ed.), Culture and Well-Being (pp. 134-155)
London: Pluto Press.
- UNPD (1990, 2000, 2008).
Human development report. United Nations Development Program (UNDP).
New York: Oxford University Press
- VanHemert, D. A., VandeVijver, F. and Poortinga, Y. P. (2002).
The Beck depression inventory as a measure of subjective wellbeing in a cross-national study.
Journal of Happiness Studies, 3, 257 - 286

Vaupel, J. W. and Lundström, H. (1993).
The future of mortality at older ages in developed countries. (In W. Lutz (Ed.), *The future population of the world: What can we assume today?*).
London: IIASA. Earthscan Publications, Ltd.

Veenhoven, R. (1984).
Conditions of happiness.
Dordrecht: Kluwer Academic

Veenhoven, R. (1991).
Is happiness relative?
Social Indicators Research, 24, 1 - 34

Veenhoven, R. (1995).
The cross-cultural pattern of happiness. Test of predictions implied in three theories of happiness.
Social Indicators Research, 34, 33 - 68

Veenhoven, R. (1993).
Happiness in nations.
Rotterdam: RISBO) A 2004 update is available on: www2.eur.nl/fsw/research/happiness

Veenhoven, R. (1996)
Happy life-expectancy: A comprehensive measure of quality-of-life in nations.
Social Indicators Research, 39, 1 - 58

Veenhoven, R. (1999).
Quality-of-life in individualistic society: A comparison of 43 nations in the early 1990s.
Social Indicators Research, 48, 157 - 186

Veenhoven, R. (2000a).
The four qualities of life: Ordering concepts and measures of the good life.
Journal of Happiness Studies, 1, 1 - 39

Veenhoven, R. (2000b).
Wellbeing in the welfare state: level not higher distribution not more equitable.
Journal of Comparative Policy Analysis, 2, 91 - 125

Veenhoven, R. (2001).
Are the Russians as unhappy as they say they are?.
Journal of Happiness Studies, 2, 111 - 136

Veenhoven, R. (2005a).
Apparent quality of life: How long and happy people live.
Social Indicators Research, 71, 61-86

Veenhoven, R (2005b).

Return of inequality in modern society? Test by trend in dispersion of life-satisfaction across time and nations.

Journal of Happiness Studies, 6, 457-487

Veenhoven, R. (2009).

World Database of happiness: Continuous register of research on subjective enjoyment of life.

Erasmus University Rotterdam, The Netherlands.

Available at <http://worlddatabaseofhappiness.eur.nl>

Veenhoven, R. (2009a).

How do we assess how happy we are?. (In: Dutt, A. & Radcliff, B. (eds.), Happiness, Economics and Politics.

USA: Edward Elgar Publishers. (in press)

Veenhoven, R. (2009b).

Happy Life Years in 143 nations 2000-2008.

World Database of Happiness, Rank Report – Average Happiness

Available at: http://worlddatabaseofhappiness.eur.nl/hap_nat/findingreports/RankReport-AverageHappiness

Veenhoven, R. (2009d)

Well-being in nations and well-being of nations: Is there a conflict between individual and society?

Social Indicators Research, 91: 5-21

Veenhoven, R. (2010).

How universal is happiness?. Chapter 11 in Ed Diener, John F. Helliwell & Daniel Kahneman (Eds.)

International Differences in Well-Being, Oxford University Press, New York

World Database of Happiness,

See Veenhoven 2009,

WHO (2004).

World Health Report 2004,

Geneva, Switzerland

WHO (2008).

World Health Report 2008.

Geneva, Switzerland